

Young People Survey Results

Natasha Radovanovic
CUSTOMER INSIGHT OFFICER

In this report the Young People survey results are divided into 8 themes:

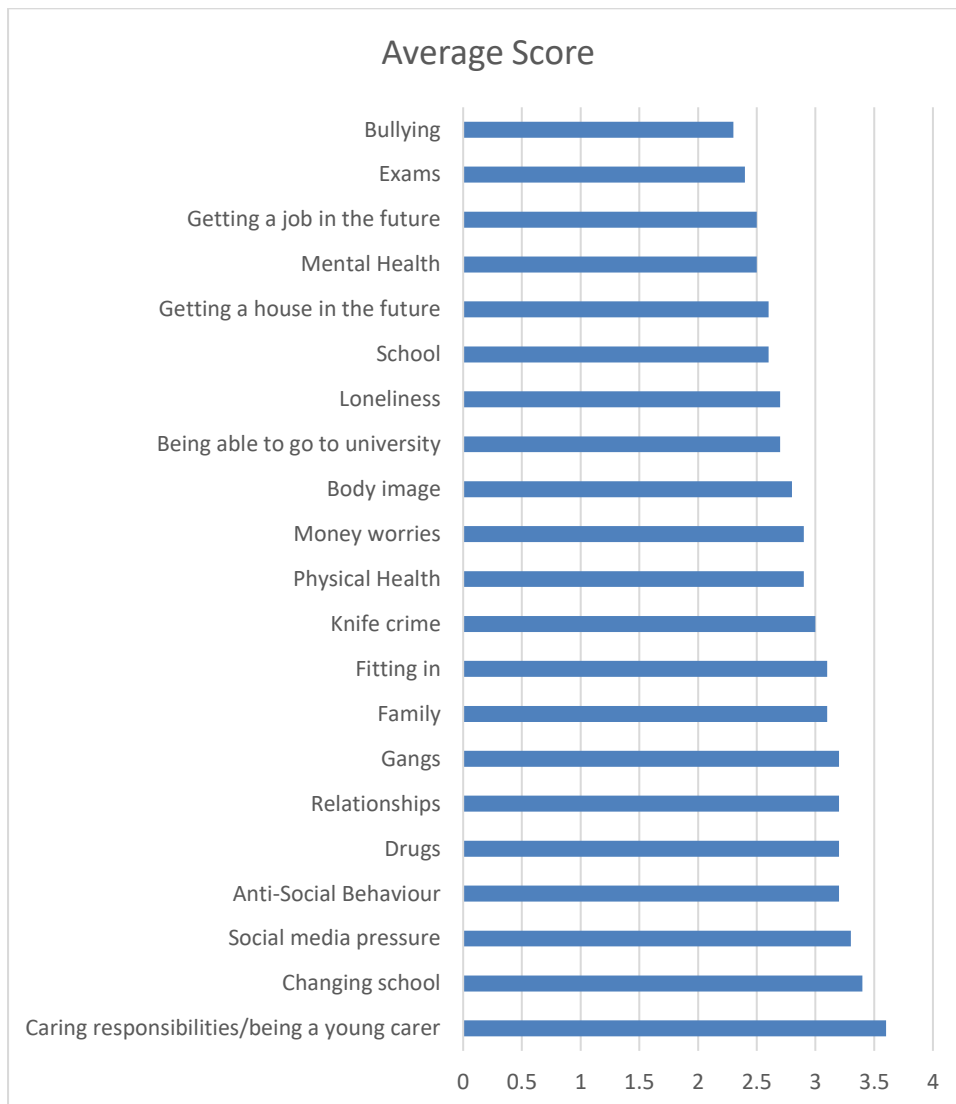
- Main concerning issues relating to personal life and other wider issues
- Satisfaction with parks and open spaces
- Feeling safe
- Feeling positive
- Physical and mental health
- Living in Gedling
- Treating people fairly
- Social media

The main findings suggest that:

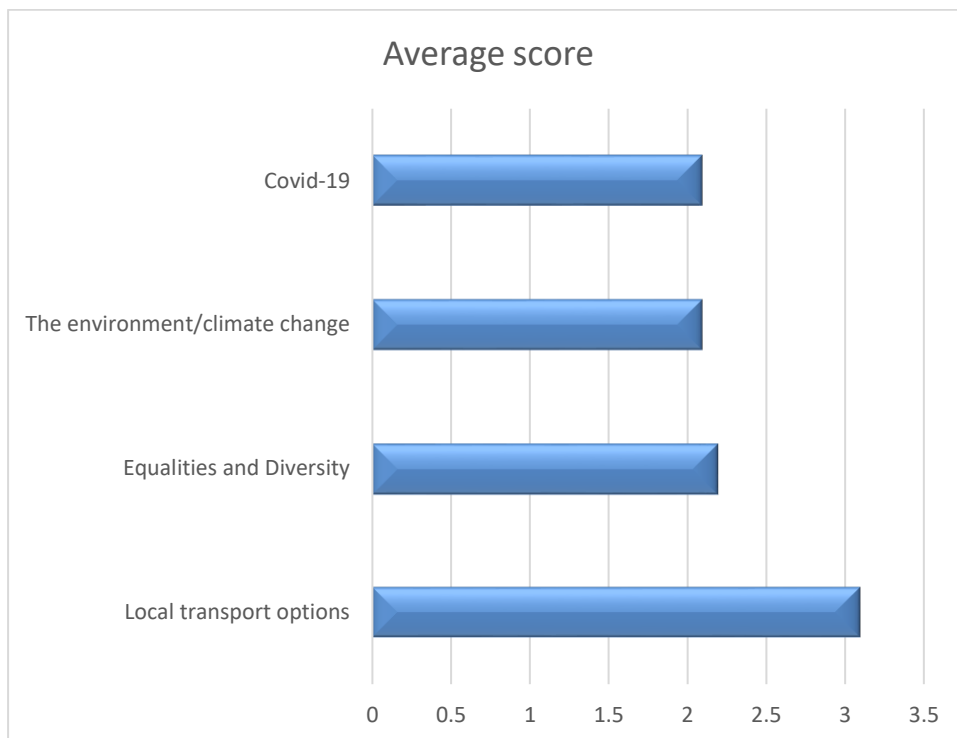
- The majority of respondents selected their main concerning issues to be bullying in their personal life and COVID-19 and the environment/ climate change as equally top rated concerning wider issues.
- Gedling Country Park received the highest satisfaction level.
- The highest rate of 'feeling safe' refers to the category 'feeling safe at home' and the lowest to 'feeling safe in the local area at night'.
- 'Getting a job in the future' and 'traveling or seeing the world' were two categories that the respondents equally felt most positive about.
- 17% of respondents felt more positive about their physical health than their mental health.
- 73% of respondents felt happy to live in Gedling, while 36% of respondents felt proud to live in Gedling.
- People not treated fairly in relation to their race is the category selected by the highest percentage (63%) of respondents.
- 80% of respondents thought that it would be useful for the Council to create a social media platform dedicated to promote Young People's services and opportunities and Instagram was most frequently selected (170 times) as the most suitable for that purpose.

1. Main concerning issues

- The three top things that concern the respondents most in their personal life are: bullying, exams and getting a job in the future (as the respondents were asked to select one number from 1 to 5 against each category, with 1 being most concerning and 5 least concerning, the lowest score represent the highest level of concern).



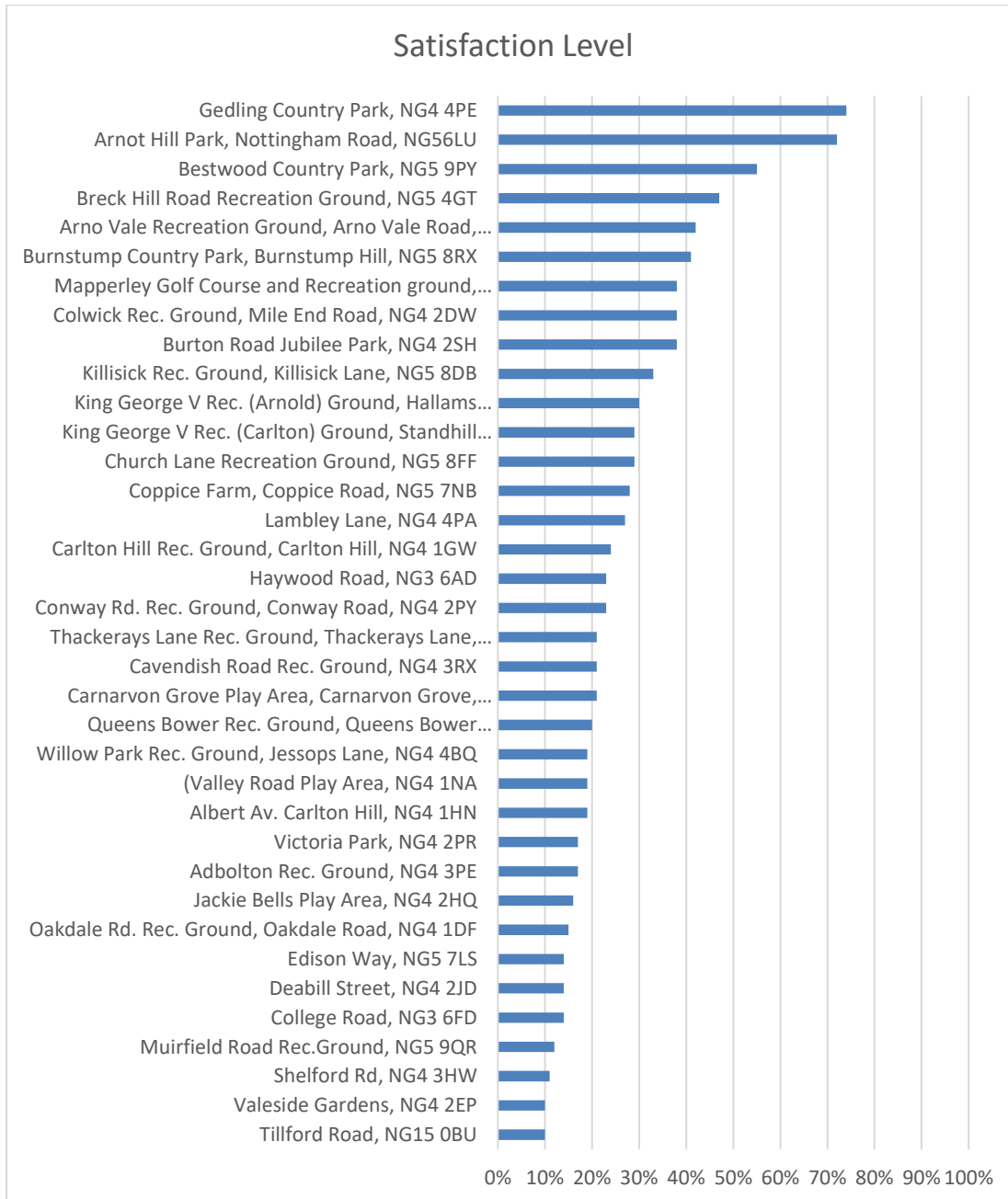
- In terms of the suggested wider issues that concern the respondents COVID-19 and the environment/ climate change, was selected as the equally top rated concerning themes. (as the respondents were asked to rank each issue that concern you selecting one number from 1 to 4 with 1 being most concerning and 4 least concerning, the lowest score represent the highest level of concern).



2. Parks and open spaces

Gedling Country Park, Arnot Hill Park and Bestwood Country Park are the top 3 parks with the highest satisfaction level¹.

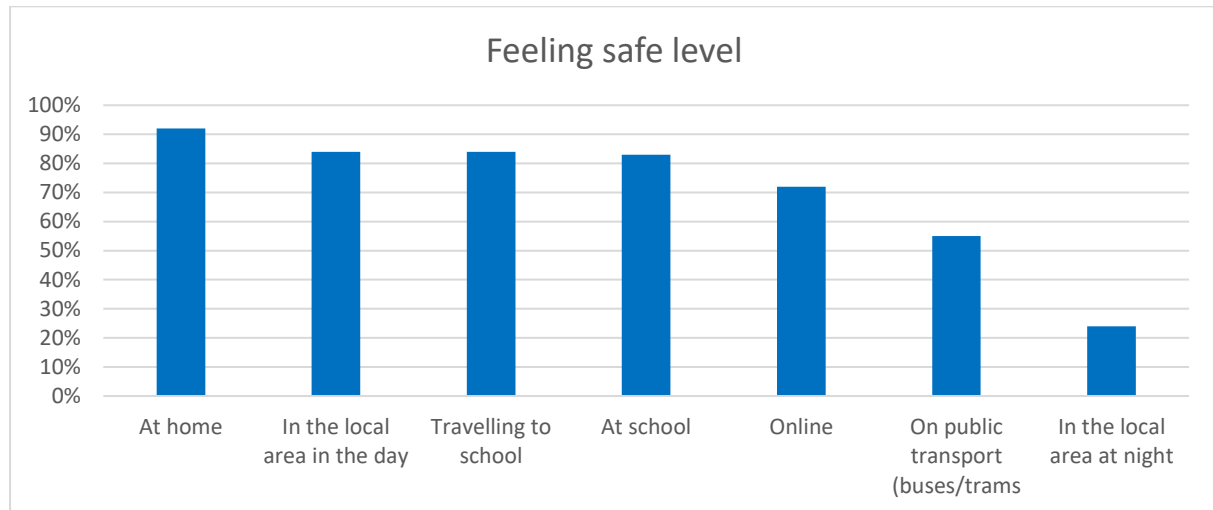
For those parks where the satisfaction level is lower, the answer mainly selected is 'Neither satisfied nor dissatisfied', which suggests that the respondents didn't have any definite opinion about the parks that scored a lower satisfaction level, rather than not being satisfied with them.



¹ Satisfaction level = Very satisfied + Fairly satisfied

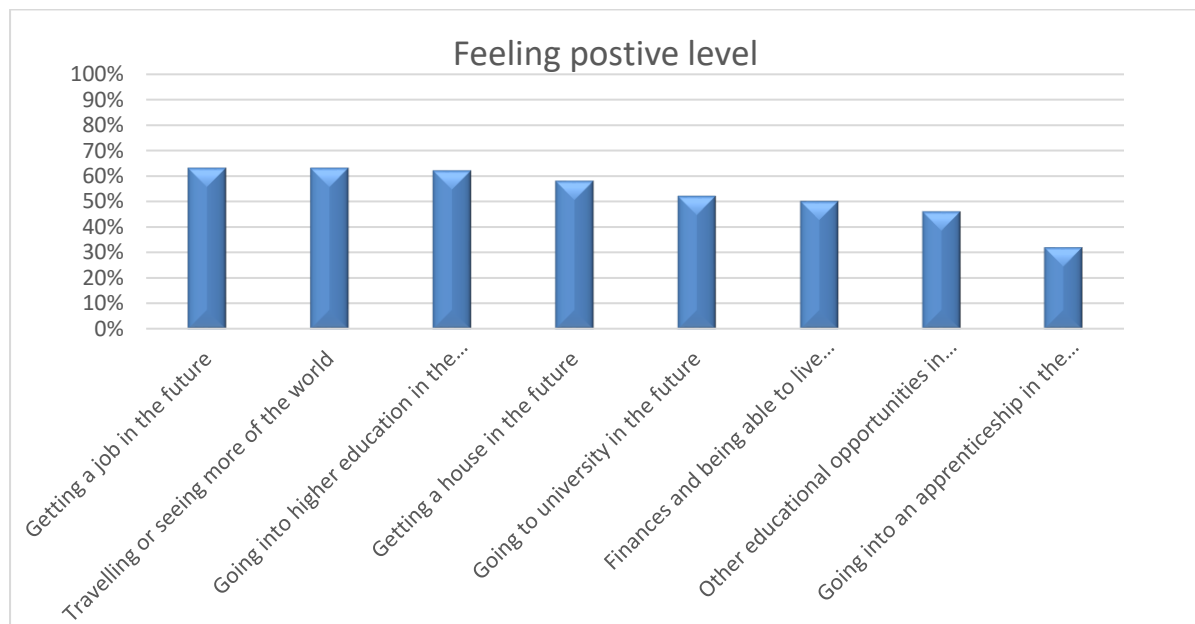
3. Feeling Safe

The highest level for 'feeling safe'² relates to 'feeling safe at home' and the lowest to 'feeling safe in the local area at night'.



4. Feeling positive

The highest level of 'feeling positive'³ rate relates to both 'Getting a job in the future' and 'Travelling or seeing more of the world' categories. Please note that the 'Getting a job in the future' category was also selected as the one that the respondents felt most concerned about in one of the previous questions.



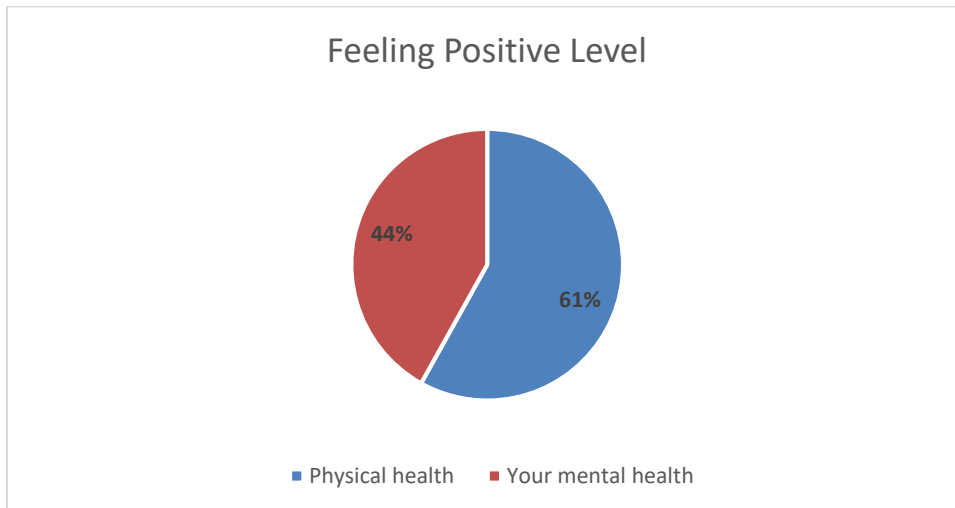
² Feeling Safe level = Very Safe + Fairly Safe

³ Feeling Positive = Very Positive + Fairly Positive

5. Physical and Mental Health

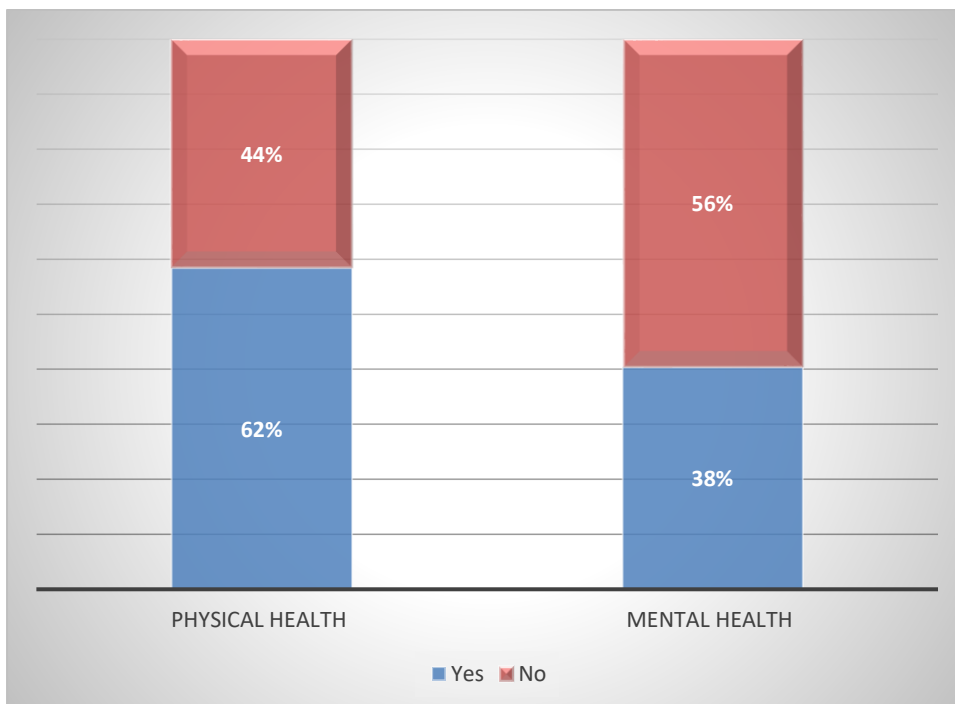
Feeling Positive Level⁴

17% of all respondents felt more positive about their physical health than mental health.



Getting support

24% more respondents were able to access support for physical health than mental health when they needed it.

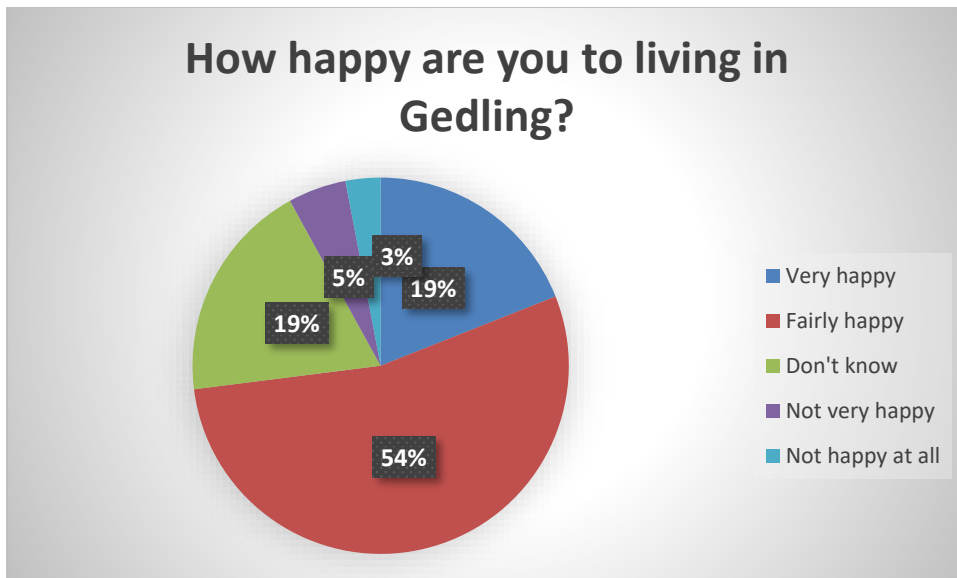


⁴ Feeling Positive = Very Positive + Fairly Positive

6. Living in Gedling

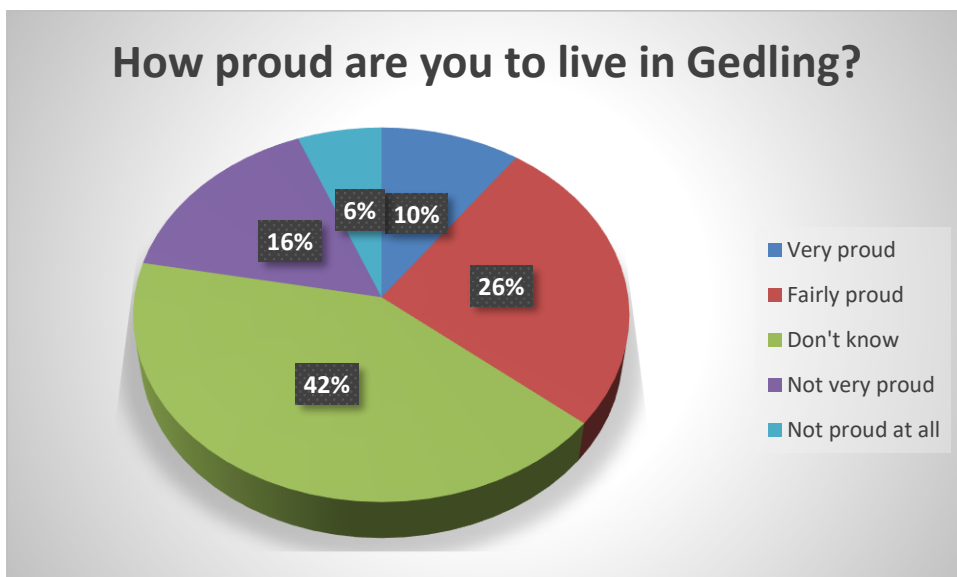
Feeling Happy level⁵

73% of respondents felt happy about living in Gedling.



Feeling Proud ⁶

36% of respondents felt proud to live in Gedling. A comparatively high percentage of respondents (42%) selected 'don't know' category for this question.

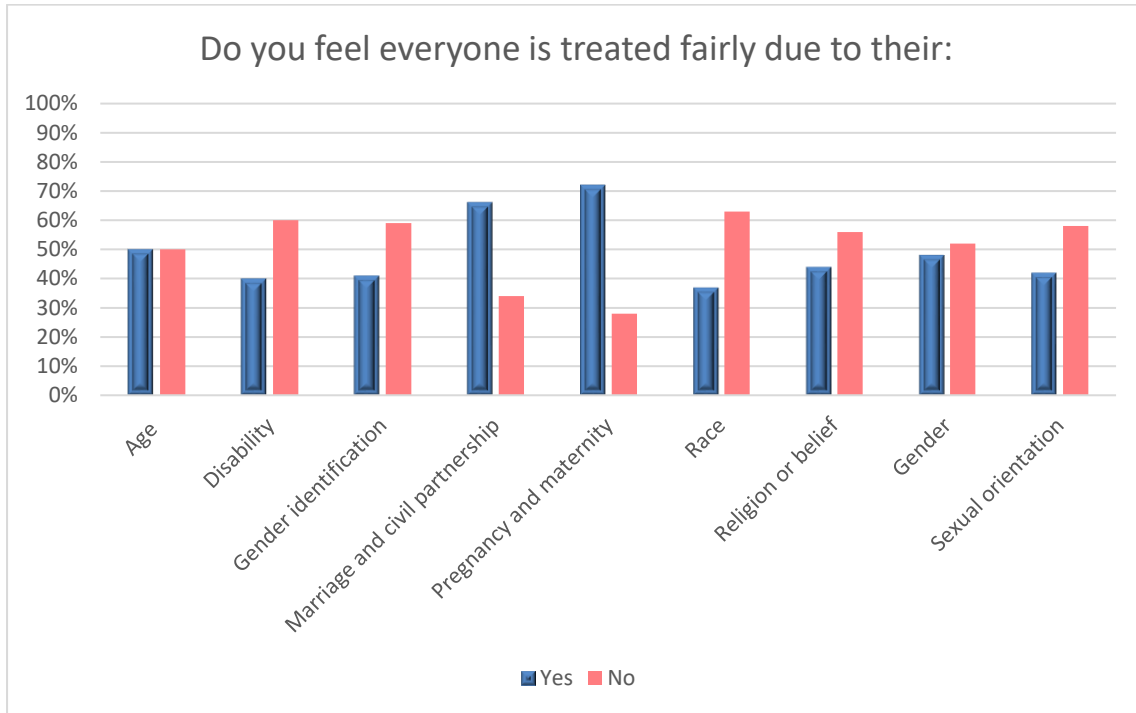


⁵ Feeling Happy level = Very Happy + Fairly Happy

⁶ Feeling Proud = Very Proud + Fairly Proud

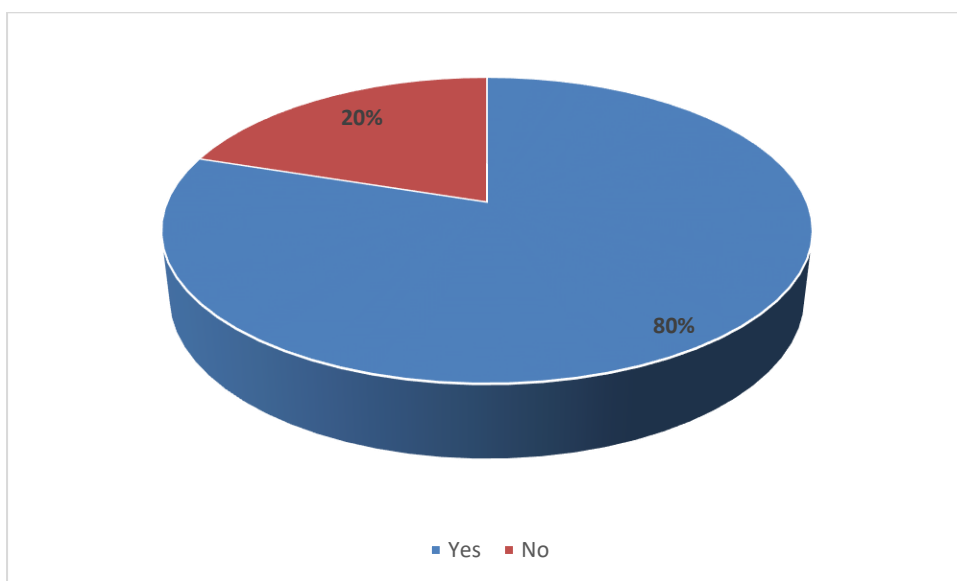
7. Treating people fairly

Disproportionately higher percentage of respondents felt that people in respect of their Race, Disability, Gender Identification and Sexual Orientation were not treated fairly.



8. Social media

80% of respondents think that it would be useful for the Council to create a social media platform dedicated to promote Young People's services and opportunities.



The highest number of times (170) Instagram was selected as the most suitable platform for promoting Young People's services and opportunities.

